

Binary Classification Model for Decay Events

Murdock Aubry, Prince Bhaura, Yijie Wang

University of Toronto

September 3, 2024

Table of Contents

- 1 NuGraph GNN
- 2 Binary Classification of Decay Events
- 3 Model Implementation

Table of Contents

- 1 NuGraph GNN
- 2 Binary Classification of Decay Events
- 3 Model Implementation

Introduction to NuGraph

- 1 NuGraph is a graph neural network (GNN) designed for reconstructing particle interactions in neutrino physics detector environments.
- 2 Trained and tested on DUNE data, this model is primarily used for the classification of detector hit particle type.
- 3 Additional functions include background hit rejection, event classification, clustering and vertex reconstruction.

Github: [NuGraph](#)

Data Collection: Time Projection Chamber

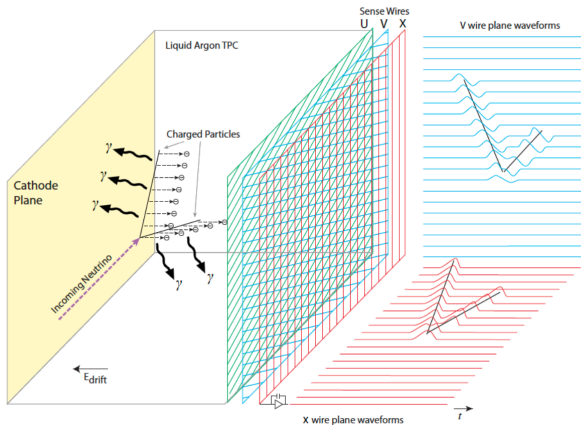


Figure: Source: [Introduction to DUNE. Vol 1](#)

Data Collection: Time Projection Chamber

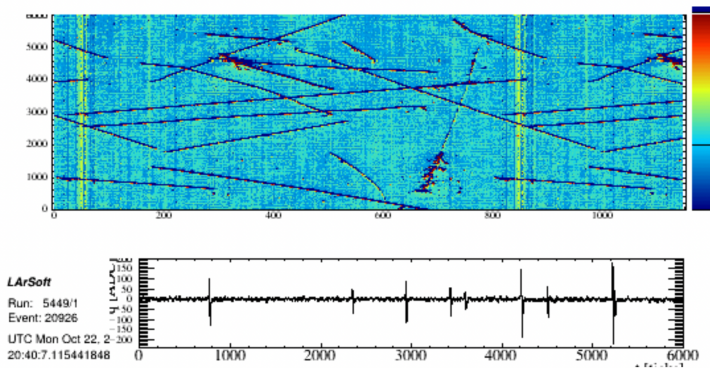


Figure: Example of pedestal-subtracted data for one ProtoDUNE-SP wire plane.
Source: [Introduction to DUNE. Vol 1](#)

Data Collection: Time Projection Chamber

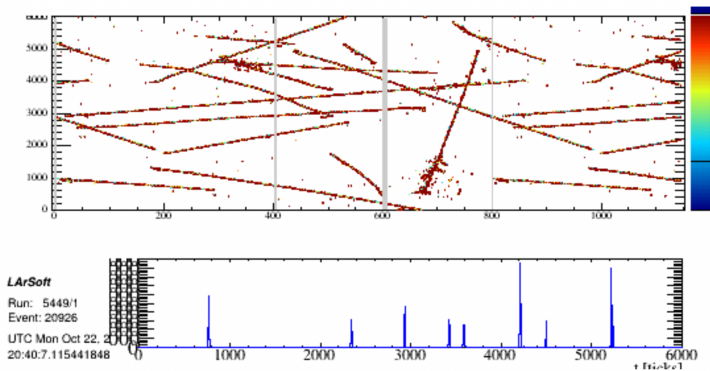


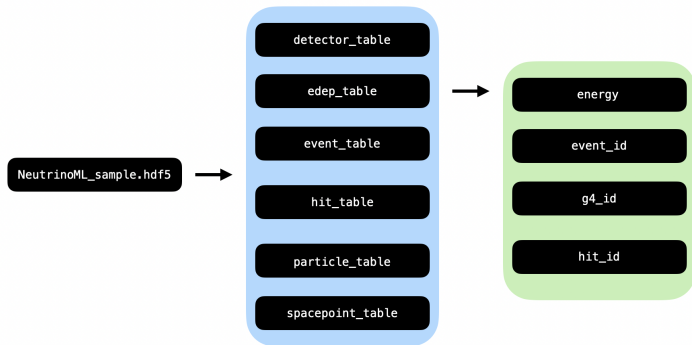
Figure: Calibrated, deconvoluted pedestal-subtracted data for one ProtoDUNE-SP wire plane. Source: [Introduction to DUNE. Vol 1](#)

Each data sample collected in the LArTPC is processed and stored into an `hdf5` file.

To download an `hdf5` file to your local drive, run the following command:

```
scp [username]@computecanada.ca:projects/rpp-nilic/neutrino_ml/MCprodW/[filename]
/path/to/destination/on/local
```


Data Collection: .HDF5



Algorithm Structure

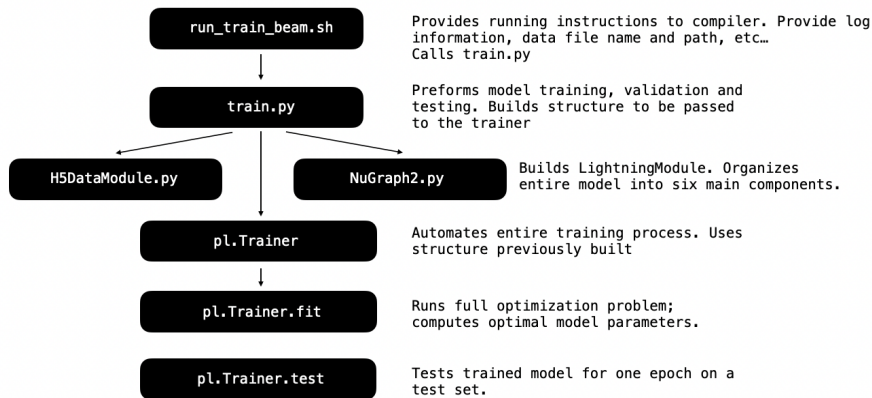


Figure: Description of NuGraph Neural Network. See [LightningModule](#) for further documentation.

NuGraph2.py Structure

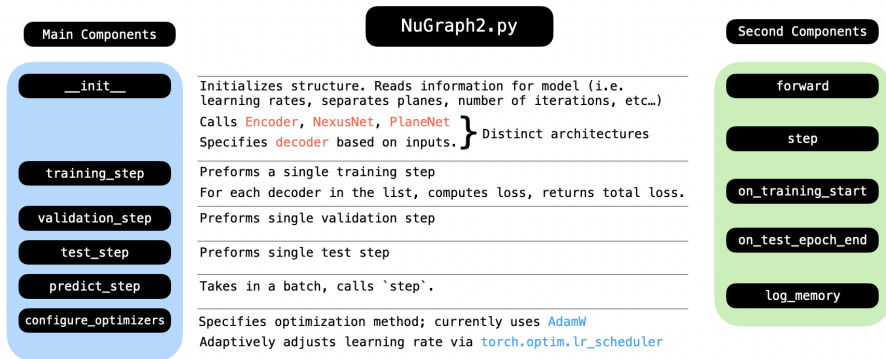


Figure: See [AdamW](#), [OneCycleLR](#).

Feedforward Layers

Encoder

Two-layer sequential network with one linear and one non-linear layer:

$$z = \tanh(Wx + b)$$

W, b are learned parameters

NexusNet

EdgeNet: Two-layer sequential network with Softmax.

$$z = \sigma(Wx + b) \quad (\sigma(x))_i = \frac{e^{x_i}}{\sum_j e^{x_j}}$$

NodeNet: Four-layer sequential network.

$$z = \tanh(W_2 \tanh(W_1 x + b_1) + b_2)$$

W_i, b_i are learned parameters

PlaneNet

Very similar to NexusNet

Decoder Descriptions

DecoderBase

Base class for all NuGraph decoders
Specifies loss update based on cooling parameters
Updates metrics (loss information over time)

SemanticDecoder

Convolve down to a single score per semantic class for each plane
Uses **RecallLoss**

FilterDecoder

Convolve down to a single score, filters out noise. Uses **BCELoss**

EventDecoder

Convolve graph node features down to a single score for entire event
Uses **RecallLoss**

VertexDecoder

Uses **LogCoshLoss**

score: model's guess

RecallLoss

Really just cross-entropy loss:

$$\mathcal{L}(\theta) = \text{Avg}_i CE(y_i, \sigma(f(x_i, \theta)))$$

$$CE(p, \hat{p}) = - \sum_i p_i \ln(\hat{p}_i)$$

LogCoshLoss

Uses the soft plus function;

$$X = \sqrt{\sum_i (f(x_i, \theta) - y_i)^2}$$

$$L(x) = \log(1 + \exp(x))$$

Smooth analog of ReLU

$$\mathcal{L}(\theta) = \text{Avg}_i (X + F(-2X) - \log(2))$$

H5Dataset.py & H5DataModule.py Description

- H5Dataset.py defines a class which represents neutrino decay data sets
- H5DataModule.py also defines a similar data class based on the PyTorch LightningDataModule (inheritance from the LightningDataModule)

Table of Contents

- 1 NuGraph GNN
- 2 Binary Classification of Decay Events
- 3 Model Implementation

Building Training Data

- New training data will need to be configured as follows:
 - Event follows the decay mode we are interested in
 - Event does not follow the decay mode we are interested in
- This configuration can be done by looking at the physical characteristics (e.g energy, momentum, spin) which can be found in the existing data
- Create a script to classify decay events of interest from existing data
 - Once classified, attach a label (e.g 1 \rightarrow decay of interest has happened, 0 \rightarrow decay of interest has not happened) and send to new training model

Pion Decay Modes

- Focus will be on looking for decays modes involving τ , ν_τ (+ other particles), and Pions
- Current plan is to look for Pion decay modes with the correct spins
- We are going to look into this more starting this week

Table of Contents

- 1 NuGraph GNN
- 2 Binary Classification of Decay Events
- 3 Model Implementation

Model Adjustments

- Alter model to be able to handle this new class of data
- Reconfigure H5DataModule.py
- Choose ideal architecture (i.e. mimic NexusNet, PlaneNet, etc...)
- Choose ideal loss function (i.e CE? LogCosh?)